



ಬೃಹತ್ ಬೆಂಗಳೂರು ಮಹಾನಗರ ಪಾಲಿಕೆ  
Bruhat Bengaluru Mahanagara Palike



# BBMP COVID-19 WAR ROOM 11.09.2022



# OVERVIEW OF COVID-19 IN BENGALURU



## CASE TRENDS

ACTIVE CASES **2,612**

### Confirmed Cases

**198**

18,68,576 #

### Recovered Cases

**325**

18,48,981 #

### Death Cases

**0**

16,983 #



## HOSPITALIZATION

**48**

### ICU – V

-

### ICU

**12**

### HDU

**3**

### General

**33**

INCLUDES GOVT. QUOTA AND PRIVATE WALK-IN HOSPITALIZATION



## VACCINATION

**5,803**

2,05,23,038 #

### First Dose

**146**

96,71,801 #

### Second Dose

**1,555**

94,64,337 #

### Precaution Dose

**4,102**

12,69,826 #



## TRIAGING

### MTU

**7**

### Tele Triage

**215**



## ACTIVE CLUSTERS

**6**

**Budding Clusters (<5 Cases)**

**6**

**Clusters (> 5 cases)**

**0**



## TESTING

**11,826**

3,16,45,637 #

### RAT

**2,417**

### RTPCR

**9,409**

**Positivity : 2.27%**

\*FOR LAST 7 DAYS

# : indicates cumulative numbers till date



# ABSTRACT OF COVID-19 SCENARIO IN BENGALURU



	MALE			FEMALE			TRANSGENDER			TOTAL		
	Last 24 Hours	Last 7 Days	Cumulative	Last 24 Hours	Last 7 Days	Cumulative	Last 24 Hours	Last 7 Days	Cumulative	Last 24 Hours	Last 7 Days	Cumulative
<b>Positive Cases</b>	104	1,097	11,01,412	94	919	7,66,272	0	0	196	<b>198</b>	<b>0</b>	<b>18,68,576</b>
<b>Recovered Cases</b>	172	1,595	10,88,947	152	1,271	7,59,940	1	0	187	<b>325</b>	<b>1</b>	<b>18,48,981</b>
<b>Death Cases</b>	0	0	10,755	0	0	6,224	0	0	4	<b>0</b>	<b>0</b>	<b>16,983</b>
<b>Total Tests Done</b>	<b>In Last 24 hrs. : 11,826</b>			<b>In last 7 days : 88,698</b>			<b>Cumulative : 3,16,45,637</b>					
<b>Vaccine Doses Administered</b>	<b>In Last 24 hrs. : 5,803</b>			<b>In last 7 days : 22,850</b>			<b>Cumulative : 2,05,23,038</b>					
<b>ACTIVE CASES</b>									<b>2,612</b>			

\*Covid deaths occurred today : 00 | Covid deaths occurred beyond last 24hrs., reported today : 00

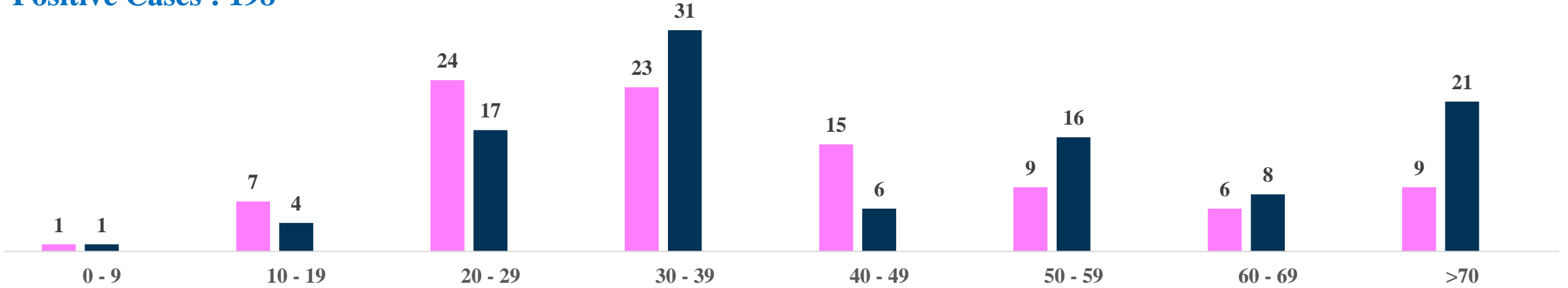


# LAST 24 HOURS AGE GROUP AND GENDER WISE DISTRIBUTION

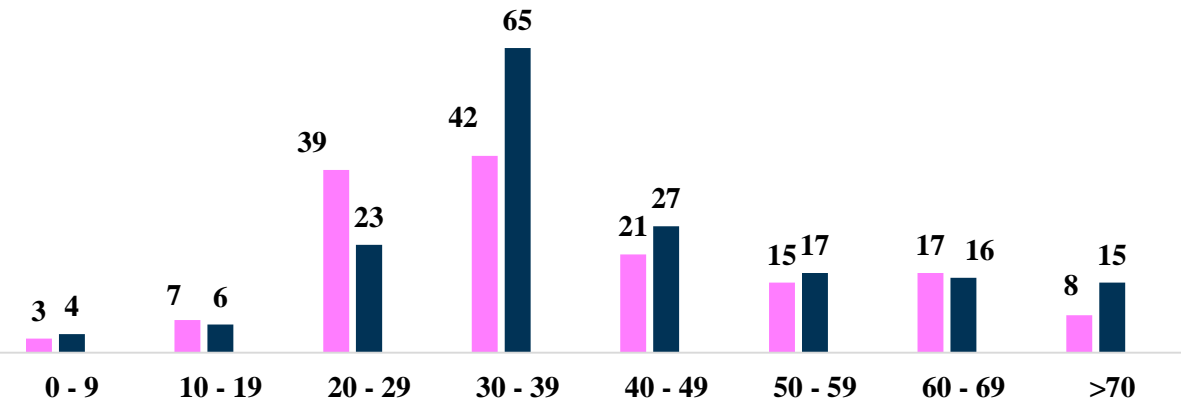


## Positive Cases : 198

Female Male Transgender



## Recovered Cases : 325

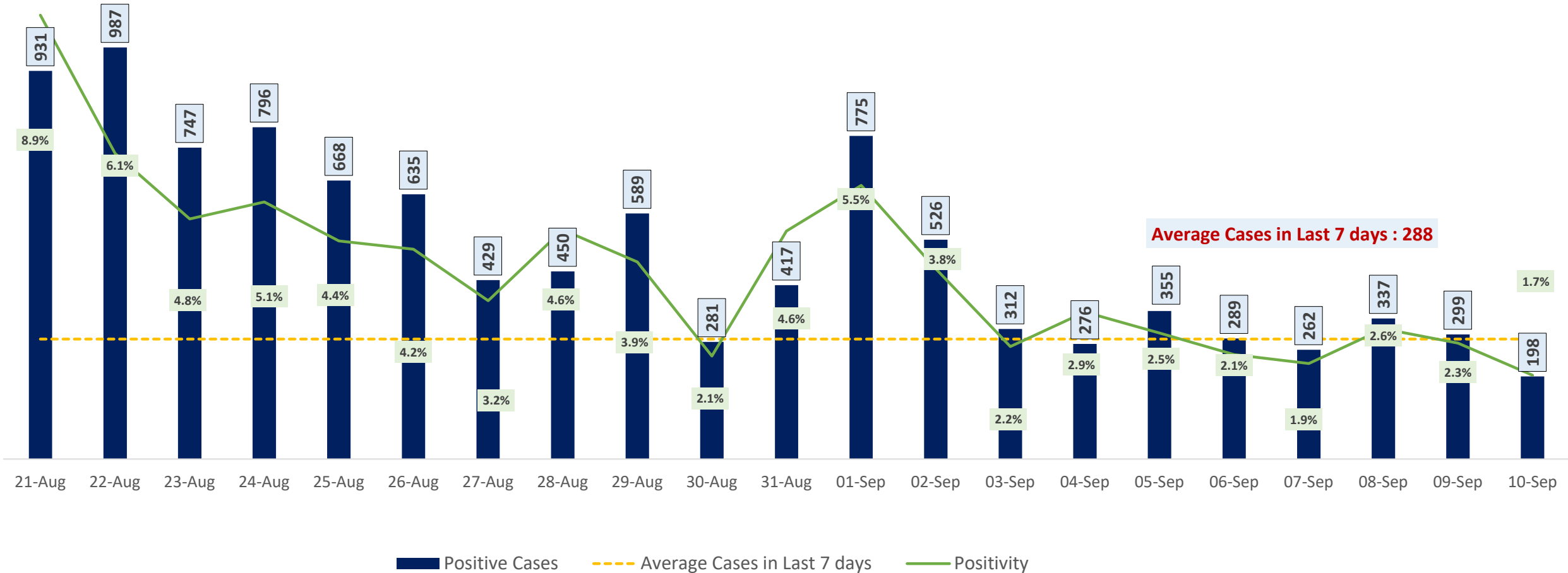


## Death Cases : 0

0 to 9 10 to 19 20 to 29 30 to 39 40 to 49 50 to 59 60 to 69 >=70



# POSITIVITY RATE OF BENGALURU – LAST 21 DAYS

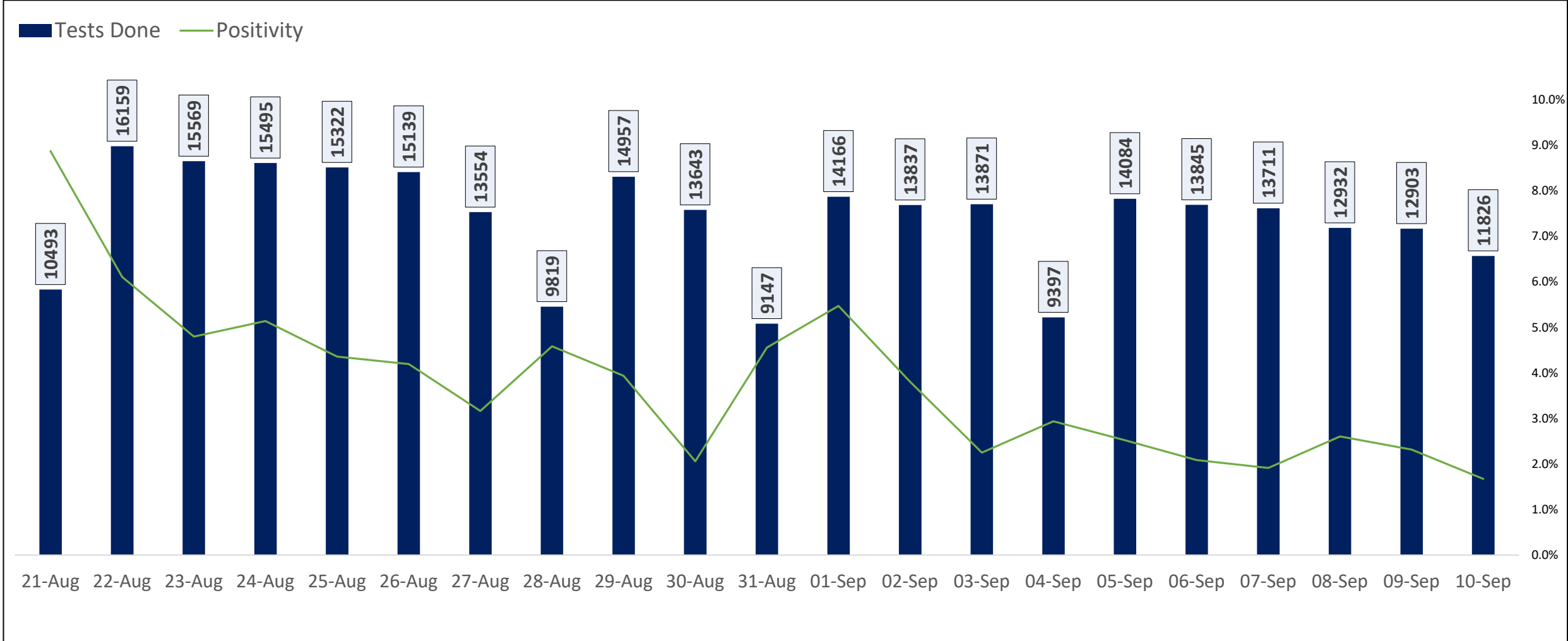




# TESTING TRENDS IN BENGALURU

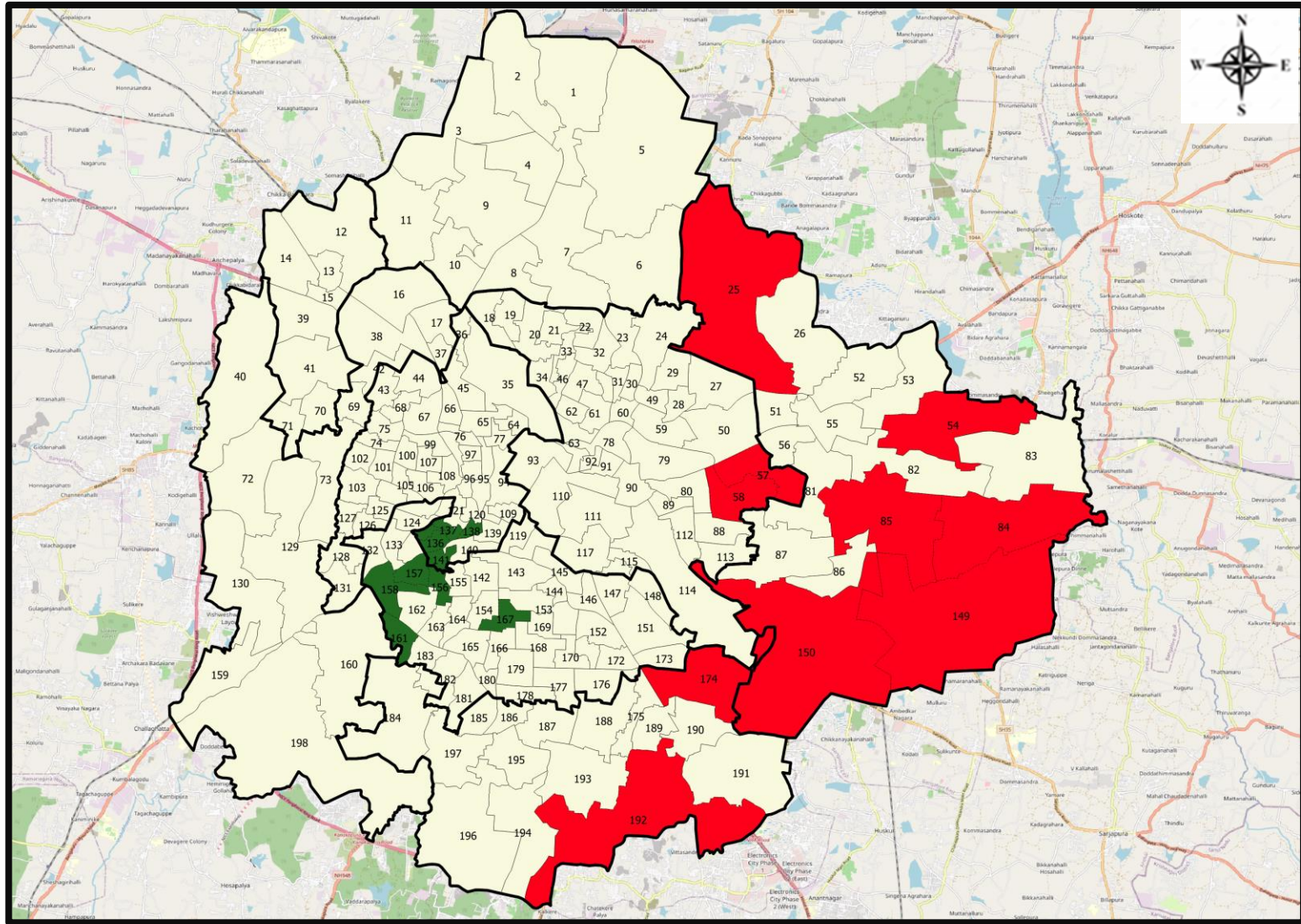


Total Test Conducted Till Date	Test Conducted Last 24 hours	Last 7 Days Average
<b>3,16,45,637</b>	<b>11,826</b>	<b>12,671</b>





# BENGALURU URBAN MAP SHOWING TREND OF POSITIVE CASES IN LAST 7 DAYS



### Top 10 wards reporting highest number of positive cases in last 7 days

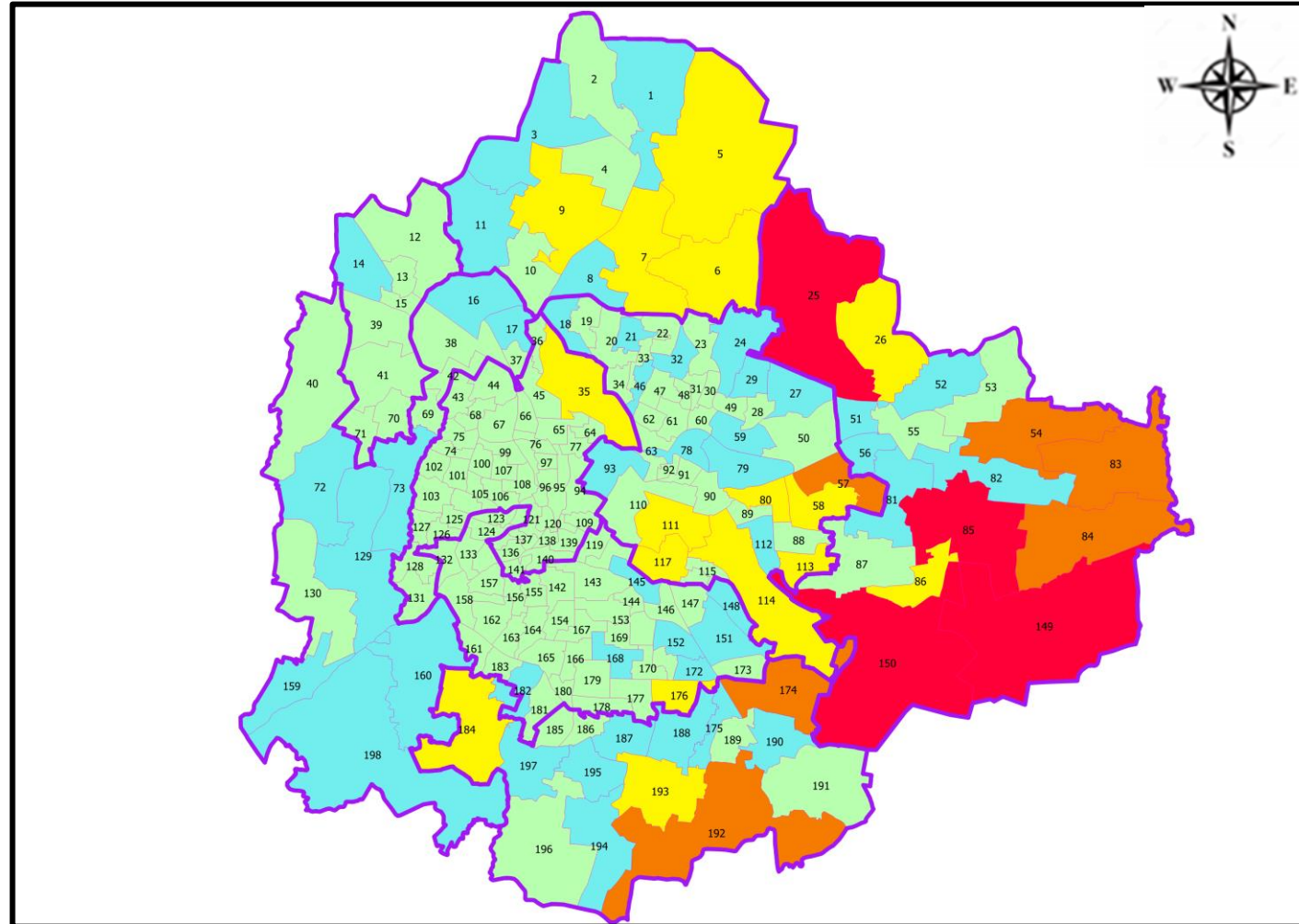
Ward No.	Ward Name	Daily Cases Average
150	Bellanduru	20
149	Varthuru	11
25	Horamavu	11
85	Dodda Nekkundi	11
84	Hagadur	10
174	HSR Layout	8
54	Hudi	7
58	New Tippasandra	7
57	CV Raman Nagar	7
192	Begur	7







### Top 10 wards reporting least number of positive cases in last 7 days

Ward No.	Ward Name	Daily Cases Average
167	Yediyur	0
161	Hosakerehalli	0
158	Deepanjali Nagara	0
157	Gali Anjaneya Temple	0
156	Srinagara	0
141	Azad Nagar	0
138	Chalavadipalya	0
137	Rayapura	0
136	Jagajivanram Nagar	0
135	Padarayanapura	0



# BENGALURU MAP SHOWING INTENSITY OF POSITIVE CASES IN LAST 7 DAYS



-  **Level 1 : 0 to 10 Cases**
-  **Level 2 : 10 to 25 Cases**
-  **Level 3 : 25 to 75 Cases**
-  **Level 4 : 75 to 150 Cases**
-  **Level 5 : More than 150 Cases**
-  **Zone Boundaries**



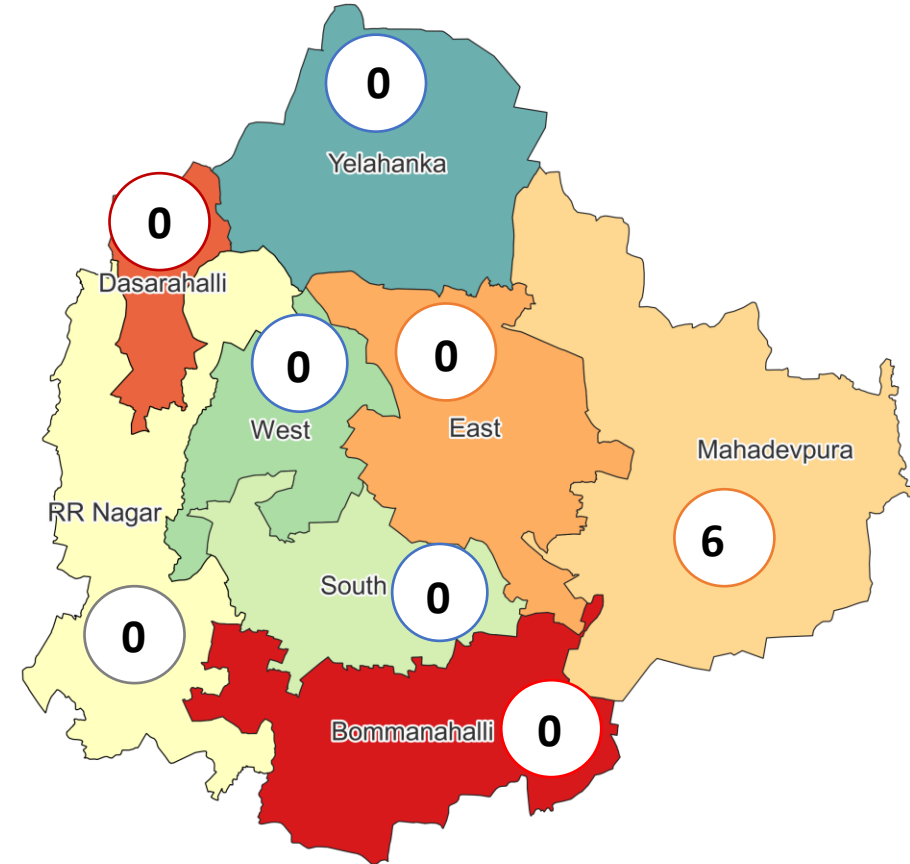


# CLUSTER DETAILS



Zone Name	TOTAL CLUSTERS	Budding Clusters	Clusters	Outbreaks
		Less Than 5 Cases	5 To 14 Cases	More Than 14 Cases
BOMMANAHALLI	0 (-)	0 (-)	0 (-)	0 (-)
DASARAHALLI	0 (-)	0 (-)	0 (-)	0 (-)
EAST	0 (-)	0 (-)	0 (-)	0 (-)
MAHADEVPURA	6 (-)	6 (-)	0 (-)	0 (-)
RR NAGAR	0 (-)	0 (-)	0 (-)	0 (-)
SOUTH	0 (-)	0 (-)	0 (-)	0 (-)
WEST	0 (-)	0 (-)	0 (-)	0 (-)
YELAHANKHA	0 (-)	0 (-)	0 (-)	0 (-)
<b>TOTAL</b>	<b>6 (-)</b>	<b>6 (-)</b>	<b>0 (-)</b>	<b>0 (-)</b>

## Total Active Clusters



### Types of Clusters

Zone Name	Apartments/ Villa	Individual House	Hostels/Quarters	Others	Schools/Colleges
BOMMANAHALLI	0 (-)	0 (-)	0 (-)	0 (-)	0 (-)
DASARAHALLI	0 (-)	0 (-)	0 (-)	0 (-)	0 (-)
EAST	0 (-)	0 (-)	0 (-)	0 (-)	0 (-)
MAHADEVPURA	6 (-)	0 (-)	0 (-)	0 (-)	0 (-)
RR NAGAR	0 (-)	0 (-)	0 (-)	0 (-)	0 (-)
SOUTH	0 (-)	0 (-)	0 (-)	0 (-)	0 (-)
WEST	0 (-)	0 (-)	0 (-)	0 (-)	0 (-)
YELAHANKHA	0 (-)	0 (-)	0 (-)	0 (-)	0 (-)
<b>TOTAL</b>	<b>6 (-)</b>	<b>0 (-)</b>	<b>0 (-)</b>	<b>0 (-)</b>	<b>0 (-)</b>

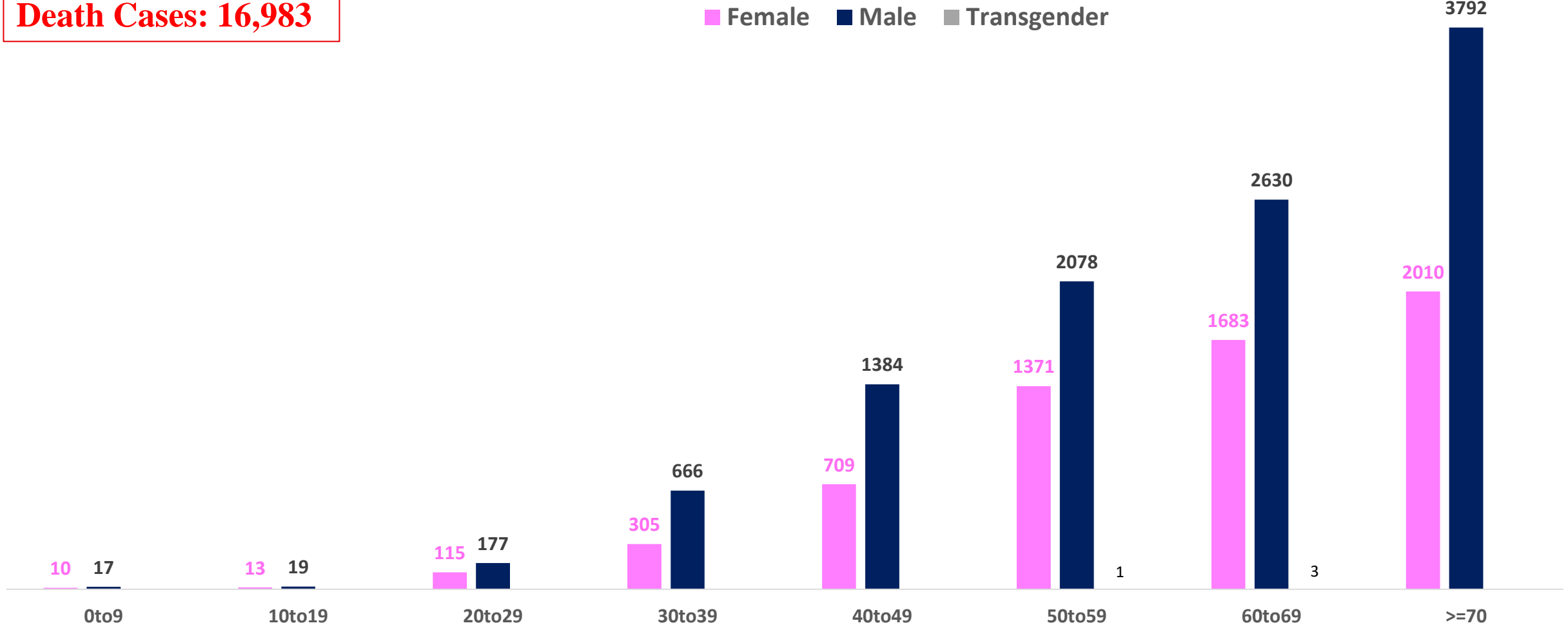
▲▼ : Shows increase and decrease in numbers as compared to previous day



# AGE AND GENDER WISE DISTRIBUTION OF DEATH CASES



**Death Cases: 16,983**





# VACCINATION COVERAGE AS ON 10.09.2022

## Total Doses Administered

**2,05,23,038**

▲ 5,803

Total 12-14 years Population : 2.82 Lakhs

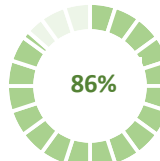
1<sup>ST</sup> DOSE



**2,93,522**  
Doses administered

▲ 24

2<sup>ND</sup> DOSE

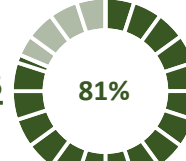


**2,43,433**  
Doses administered

▲ 60

Total 15-18 years Population : 4.42 Lakhs

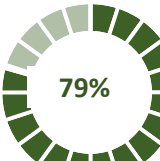
1<sup>ST</sup> DOSE



**3,59,694**  
Doses administered

▲ 21

2<sup>ND</sup> DOSE

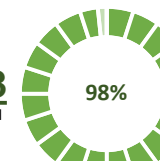


**3,50,988**  
Doses administered

▲ 72

Total adult Population : 91.7 Lakhs

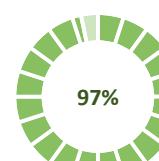
1<sup>ST</sup> DOSE



**90,18,585**  
Doses administered

▲ 101

2<sup>ND</sup> DOSE



**88,69,916**  
Doses administered

▲ 1,484

## Priority Group\*

Health Care Workers

Dose 1

**2,10,389**

Doses administered

▲ 0

Dose 2

**2,07,124**

Doses administered

▲ 2

Frontline Workers

Dose 1

**3,81,997**

Doses administered

▲ 0

Dose 2

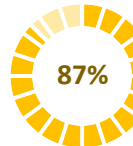
**3,73,421**

Doses administered

▲ 2

## 18 - 44 Years Coverage

Dose 1

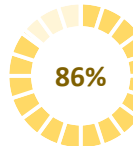


**57,49,688**

Doses administered

▲ 88

Dose 2



**56,49,266**

Doses administered

▲ 1,006

## PRECAUTION DOSE



**12,69,826**

Doses administered

▲ 4,102

## PRECAUTION DOSES ADMINISTERED

Health Care Workers

**95,728**

Booster Doses administered

▲ 41

Front Line Workers

**1,38,260**

Booster Doses administered

▲ 155

60 + Years Coverage

**3,87,602**

Booster Doses administered

▲ 238

18 + Years Coverage

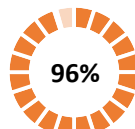
**6,48,236**

Booster Doses administered

▲ 3,668

## 45 – 59 Years Coverage

Dose 1

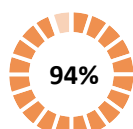


**16,95,815**

Doses administered

▲ 9

Dose 2



**16,74,604**

Doses administered

▲ 237

## 60 + Years Coverage

Dose 1



**9,80,696**

Doses administered

▲ 4

Dose 2



**9,65,501**

Doses administered

▲ 237

▲ indicates the increase in last 24 hours



# COVID-19 SCENARIO IN BENGALURU AND OTHER METROPOLITIAN CITIES



CITY NAME	Positive Cases	Active Cases	Recovered	Deceased	Vaccine Doses Administered
New Delhi	20,01,569	731	19,74,347	26,491	3,68,61,799
Bengaluru*	18,68,576	2,612	18,48,981	16,983	2,36,50,542
Mumbai	11,46,869	1,900	11,25,252	19,717	2,20,61,702
Chennai	7,88,321	2,185	7,77,067	9,069	1,12,36,932

Source : <https://dashboard.cowin.gov.in/> at 6:55pm (11.09.2022)  
Source : <https://www.covid19bharat.org/> at 6:55pm(11.09.2022)

\*includes BBMP & Bengaluru Urban



# SNAPSHOT OF COVID-19 CASES IN BENGALURU URBAN



**Total Wards With  
< =10 Cases\* :  
130**

**Tests Conducted  
on 10.09.2022:  
11,826**

**Recovery  
Rate\*:  
98.95%**

**Total  
Active Cases :  
2,612**

**Total Vaccinated  
on 10.09.2022:  
5,803**





**Positivity  
Rate\* :  
2.27%**

**Active  
Rate\*:  
0.14%**

**Case  
Fatality Rate\* :  
0.00%**

\*Total positive cases In the past 7 days

\*CFR and positivity is for Past 7 days

<b>Download BBMP Bulletin</b>	<a href="https://apps.bbmpgov.in/covid19/mediabulletin.php">https://apps.bbmpgov.in/covid19/mediabulletin.php</a>
<b>To register for vaccination :</b>	<a href="https://selfregistration.cowin.gov.in/">https://selfregistration.cowin.gov.in/</a>
<b>BBMP COVID19 Dashboard:</b>	<a href="https://apps.bbmpgov.in/covid19/">https://apps.bbmpgov.in/covid19/</a>
<b>Follow us on:</b>	 <a href="http://www.facebook.com/bbmp.comm1/">www.facebook.com/bbmp.comm1/</a>
	 <a href="https://twitter.com/BBMPCOMM">twitter.com/BBMPCOMM</a>
	  <a href="https://www.instagram.com/BBMPSplHealth">BBMPSplHealth</a>

Issued by:

Honorable Chief Commissioner, BBMP  
Special Commissioner Health & IT, BBMP  
MD, Bengaluru Smart City Limited

**THANK YOU !**

